

2024 General Election

Vote Results for President


Certified results, by Election District


Vote share by election district

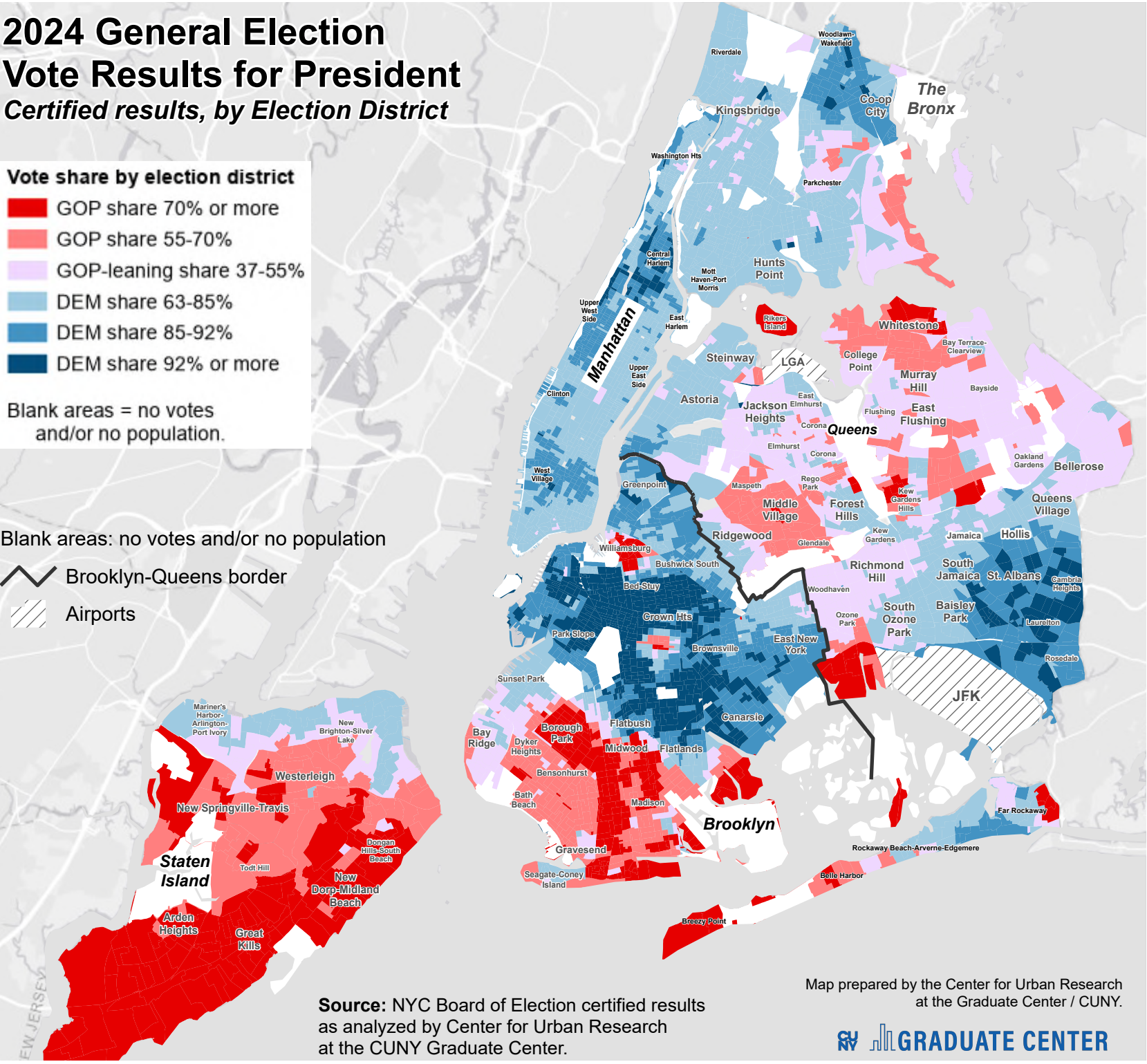
- GOP share 70% or more
- GOP share 55-70%
- GOP-leaning share 37-55%
- DEM share 63-85%
- DEM share 85-92%
- DEM share 92% or more

Blank areas = no votes and/or no population.

Blank areas: no votes and/or no population

 Brooklyn-Queens border

 Airports



Source: NYC Board of Election certified results
as analyzed by Center for Urban Research
at the CUNY Graduate Center.

Map prepared by the Center for Urban Research
at the Graduate Center / CUNY.